


Bring Technology to Life



RBT320 Automatic Brucellosis Detection System

Tianlong RBT320 Automatic Brucellosis Detection System is designed for the detection of Brucellosis based on the Rose Bengal Test (RBT) method. Designed for automating laboratory workflow, Tianlong RBT320 integrates various functions, including automatic sample loading, sample mixing, photographing, AI image recognition, and result interpretation. With optimized efficiency, RBT320 can process 320 samples per hour and is suitable for large-scale screening of Brucella antibodies. Tianlong RBT320 is highly automated and can empower your lab with maximum efficiency and effectively avoid human errors, the use of the RBT method can also be cost-effective for you lab.






SPECIFICATIONS

Model	RBT320
Operation Time	24T/4min (320T /hour)
Sample Throughput	320T (16T * 20)
Sample Type	Blood serum
Sample Loading Channels	4
Compatible Sampling Tubes	-Compatible with various specifications of blood collection tubes -1.5mL/2.0mL centrifuge tubes, cryotubes, etc.
Compatible Consumables	-Specialized 8-test PET reaction plates with 2cm reaction diameter -200μL disposable tips
Pipetting Repeatability	15μL-50μL: Er ≤ 1.5%, CV ≤ 1.5% ≥50μL: Er ≤ 1.0%, CV ≤ 1.2%
Liquid level Detection	Capacitive/pressure sensing
Report Function	Customized experiment report
Auto Power-off	Automatic shutdown after UV disinfection
Contamination Control	1) Negative pressure system with HEPA filtration; 2) UV disinfection; 3) Droplet capture technology; 4) Fully enclosed biosafety cover protection
Visualized Consumable Recognition	Sample loading status monitoring; Reaction plate loading monitoring; Identification and position of tips; Reagent status monitoring
Operation Language	Chinese/English
Operating Mode	PC software control via connection
Data Connection	Ethernet
Dimensions	1250 mm x 710 mm x 960 mm (L x W x H)
Power Supply	AC 100-240V, 50/60Hz

FEATURES

- RBT Standardized detection based on the RBT method**
 With a temperature monitoring system to ensure the experiment temperature (22±4°C) and alarm for abnormality, reaction plates with 2cm in diameter, and 4 minutes reaction time, which fully meet the requirements of RBT Brucellosis detection international standard and ensure results accuracy
- Highly efficient to meet large-scale Brucellosis screening needs**
 Up to 320 samples can be processed per hour with RBT320. The automated instrument with standardized workflow can greatly drive lab efficiency for large-scale screening of Brucella antibodies and save human labor for your lab
- Automated workflow and hands-free operation**
 RBT320 is highly automated and can complete the whole experiment process automatically, which can free professionals from repetitive work and avoid human errors in operation and in result interpretation
- AI image recognition to interpret the results**
 With AI image recognition technology, consistent and precise results can be ensured and effectively avoids errors caused by visual inspection
- Highly compatible with your needs**
 RBT320 can meet reaction conditions of different RBT reagents and is compatible with most common RBT reagents on the market

APPLICATION AREAS

- 
Animal CDC
 Epidemiological investigation of Brucellosis in animal disease control centers
- 
Livestock Farms
 Evaluating the immunization effect of the Brucellosis vaccines in cattle, sheep, pigs and isolation detection for variety introduction
- 
Testing Laboratory
 Providing testing report when quarantine on transfer

Version 2.0

All rights reserved by Tianlong. November 27, 2024



Tianlong Science and Technology
 Mail: inquiry@medtl.com
 Phone: 86 029 82682132
 Website: <https://www.medtl.net/>
 Address: No. 4266 Shanglin Road, Xi'an, China